

Tension Fabric Structures

P r o d u c t G u i d e



Tension Fabric Structures



Tension Fabric Tradeshow Displays

The next evolution in tradeshow displays, Tension Fabric provide a perfect balance between size and weight. Tension Fabric frames are designed for maximum strength and minimum weight. These 3/4" aluminum frames are corner welded to withstand a beating. With a simple click connect system, setting up a Tension Fabric display, no matter how large, is quick and easy.

With advances in technology it is now possible to have a fabric dye-sublimated image that is not only durable but also vibrant. With the ability to print seamless graphics up to 10 feet wide, Tension Fabric displays allow you to showcase your message without any interruptions in your image. And if you find that, due to excessive use, your fabric skin should ever become dirty, simply toss it into a washing machine, hang on the frame to dry and continue to enjoy the benefits.

When you have to travel light but you don't want to sacrifice on overall impact, a Tension Fabric display is the perfect option. A 10 feet display packs easily into a nylon carrying case and weighs less than 40 pounds. Simply put, a Tension Fabric display is pound for pound the lightest display system on the market.

Tension Fabric Structures



CONTOUR's eye-catching hourglass shape makes your next display distinct from your competition.

Contour comes in two sections, a curved hourglass and a straight back wall. With two separate sections you have the option, depending on your available space, to mix and match.

Dimensions

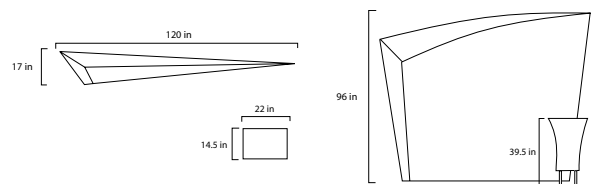
Hourglass Shipping bag	W66" x H94" x D25" 48" x 10" x 10"	22lbs
Back Wall Shipping bag	W64" x H84" x D10" 48" x 10" x 10"	15lbs
Podium Shipping bag	W 22" x H40" x D15" 48" x 10" x 10"	15lbs



KEYSTONE's sleek wedge-shape can be viewed from multiple angles, amplifying your visual impact. With its strong frame and diverse graphic options, let Keystone be the central element of your next marketing initiative.

Dimensions

Keystone Shipping bag	W10' x H8' x D17" 48" x 10" x 10"	45lbs
--------------------------	--------------------------------------	-------



Tension Fabric Structures



WINDCONE There are times when your event program demands a vibrant graphic, extreme functionality but also ease of transport. In the past achieving these objectives would have far exceeded most exhibit budgets. With the Wind Cone Tension Fabric structure all your wishes come true.

Wind Cone sets up in a matter of minutes, easily handles a plasma screen and with the supporting counter has the ability to showcase your latest product offering. With its stunning visual presence your message will not go unnoticed.

Dimensions

*Windcone W52.5" X H116" X D27.5" 42lbs
Shipping bag #1 66" x 10" x 10"
Shipping bag #2 32" x 28" x 5"

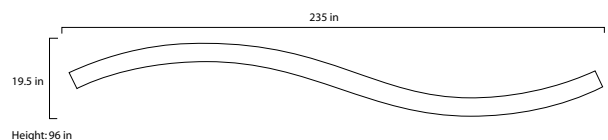
*Cabinet, flat-screen and shelf excluded



WAVE WALL will add some movement to your message with its organic shape and captivating length. Pair it with the Crescent Caption podium and you'll stand above the crowd at any show.

Dimensions

Wall W 20' x H 8' x D 20" 78lbs
Shipping bag 66" x 10" x 10"



Tension Fabric Walls



MILAN WALL is sturdy, straightforward and substantial. This wall goes beyond your expectations when it comes to weight, set up and transport. Supported by lightweight aluminum, the structure is singled sided and dressed in a pillowcase fabric with zippered closure.

When your exhibit space is not very deep and a typical tension fabric system will use up too much of your precious real-estate, look to the Milan Wall for Help.

Dimensions


	Hardware size	Weight
Straight Wall 88x88	W 88" H 90"	15 lbs
Straight Wall 115x88	W 115" H 90"	18 lbs
Horizontal Curve Wall 80x88	W 76" H 90"	14 lbs
Horizontal Curve Wall 108x88	W 98" H 90"	17 lbs
Vertical Curve Wall 88x97.5	W 88" H 90"	18 lbs
Vertical Curve Wall 115x97.5	W 115" H 90"	20 lbs
Stand Off Frame 36x95	W 36" H 90"	10 lbs
Milan Bow Frame 36x97.5	W 36" H 90"	10 lbs




Straight Wall




Horizontal Curve Wall



Vertical Curve Wall



Stand Off Frame



Milan Bow Frame



PARALLA tension fabric wall covers all angles of your marketing message. Its four self-standing structures create the depth and graphic intensity that is inviting to any prospect all in an easy to assemble package. The perfect combination of unique design and memorable impact. When you have a large space yet are still looking for a lightweight solution, this 20 foot exhibit may be the perfect solution for you.

Tension Fabric Pop-up



EXHALE FABRIC POP-UP opens up as easy as “one-two-three”! The product features a durable fabric that is attached to the scissor network and stretches smooth once unfolded. When you are ready to exhibit simply pop open EXHALE, lock the frame into place and you are ready.

The Portables proprietary fabric guarantees no wrinkles even when the display has been sitting idle for any length of time.

EXHALE is designed to be lightweight and easily transportable. Now there is no reason to worry about airline weight restrictions when taking your display with you.

Dimensions

2X2	W 59.5 x H 59.5"	20lbs
2X3	W 59.5 x H 88.5"	25lbs
3X3	W 88.5 x H 88.5"	35 lbs
4X3	W 117 x H 88.5"	45 lbs



TRADE WIND is the ultimate P.O.S. Display. With a leaning towards flexibility and a limitless array of configurations, you literally can have a different look every time you hit the show floor. Tradewind's changeable fabric graphics go on without any tools and remain on the display for easy set-up and take-down.

Tradewind allows you to create a 3-D environment with front and back graphics that allows for stunning visual impact. Take the opportunity to place a shelf on one of the sections and Tradewind not only highlights your message but also shows off your lighter weight products.

Dimensions

2X2	W 59.5 x H 59.5"	6 lbs
2X3	W 59.5 x H 88.5"	8 lbs
3X3	W 88.5 x H 88.5"	12 lbs
4X3	W 117.5 x H 88.5"	18 lbs

Tension Fabric Hanging Signs



RING will show off your message from all angles. Differentiate yourself with a circular hanging message that warrants the attention of everyone in the room.

Dimensions

W 120" H 36" D 120"



TRIAD will maximize every aspect of your showcase space with its clever angles and clean presentation. This investment makes every moment of your show worthy and well-spent.

Dimensions

W 120" H 36" D 120"



WINDMILL hanging sign showcases your brand while respecting your budget. With the largest surface area in our sign catalogue, Windmill gets your message noticed.

Dimensions

W 126.5" H 36" D 120"