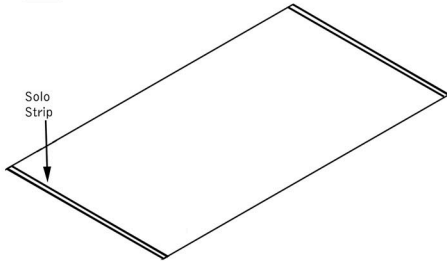




BANNER REPLACEMENT

**1**




Unroll your new Solo Banner so the Solo strips are facing up.

**2 TOP BAR**



Swing open one end cap (A) on the top bar and slide the top edge of the new banner in with the graphic facing out (B). Close the cap (C).

**3 BASE BAR**



Next, swing open one end cap (A) on the base bar and slide the bottom edge of the new banner in with the graphic facing out (B). Close the cap (C).

**4 SET UP**

